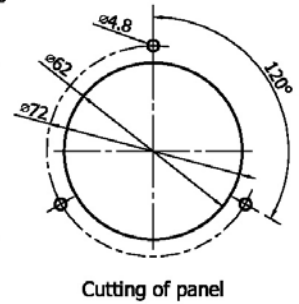
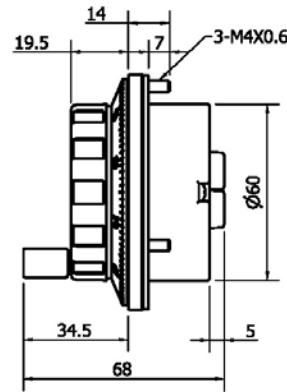
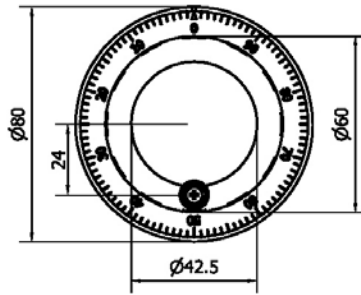


HPG-N

MANUAL PULSE GENERATOR



ELECTRICAL SPEC.

Detection System	Incremental 增量型
Output Wave 輸出波形	Square Wave 方波
Standard Number of Pulse Per Revolution 解析	25, 100
Output Phase 輸出相	AB phase
Electronics 電路特性	NPN Voltage 電壓型, NPN Open Collector 電流型 or Line Driver 差動式
Power Supply 供應電源	DC 8~26V, DC 5V fixed
Current Consumption 消耗電流	< 60 mA
Output Capacity 輸出容量	Sync. Current: 20 mA, Residual Voltage: 0.5V or less
Max. Response 最大響應頻率	10K Hz
Phase Different 相位差	A, B phase different 90°±45° (T/4±T/8)
Wave Form Rise / Fall 波形上下時間	2 µs or less

MECHANICAL SPEC.

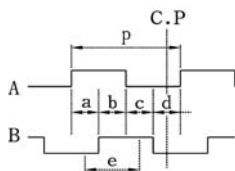
Shaft Loading 軸荷重	Axial 軸向: 1 Kg, Radial 徑向: 2 Kg
Starting Torque (at 25°C) 起動轉矩	> 600 g
Max. Speed 最大機械容許速度	600 rpm (Maximum 瞬間容許速度); 200 rpm (Continuous 連續容許速度)
X.Y.Z. Vibration 震動	10 ~ 50 Hz / 1.5 mm X.Y.Z. 2hr)
Shock 衝擊	50 g per 11 ms
Rotational Life 回轉壽命	10 ⁶ cycles (200 rpm)
Weight 重量	≤ 400 g

ENVIRONMENTAL SPEC.

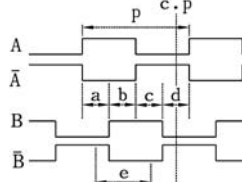
Operating Temp. / Humidity 操作溫度/濕度	-10°C ~ 60°C, RH 35% ~ 90% (No Condensation)
Storage Temp. 儲存溫度	-20°C ~ 80°C

OUTPUT WAVE FORM (Clockwise rotation is "CW Rotation" looked from the front side)

NPN Voltage / NPN Open Collector



Line Driver



- P = 1 P/R; a, b, c, d = P/4 ± P/6
- C.P. = click point 停止點信號
(For 25 P/R, C.P. is at each position of a, b, c, d. 25 PPR 的停止點信號在 a, b, c, d 各個位置。)
- Point e is recommended as the system switching timing.
e 點為建議信號讀取/切換的範圍。

ORDERING INFORMATION

HPG - N	-	<i>Pulse per Revolution 解析</i>	-	<i>Electronics & Supply Voltage 電路特性 & 供應電源</i>
		25: 25 PPR		V: NPN Voltage 8~26Vdc
		100: 100 PPR		V5: NPN Voltage 5Vdc
				C: NPN Open-Collector 5~26Vdc
				L: Line Driver 5Vdc
				HL: Line Driver 5~26Vdc

ELECTRICAL CONNECTION

